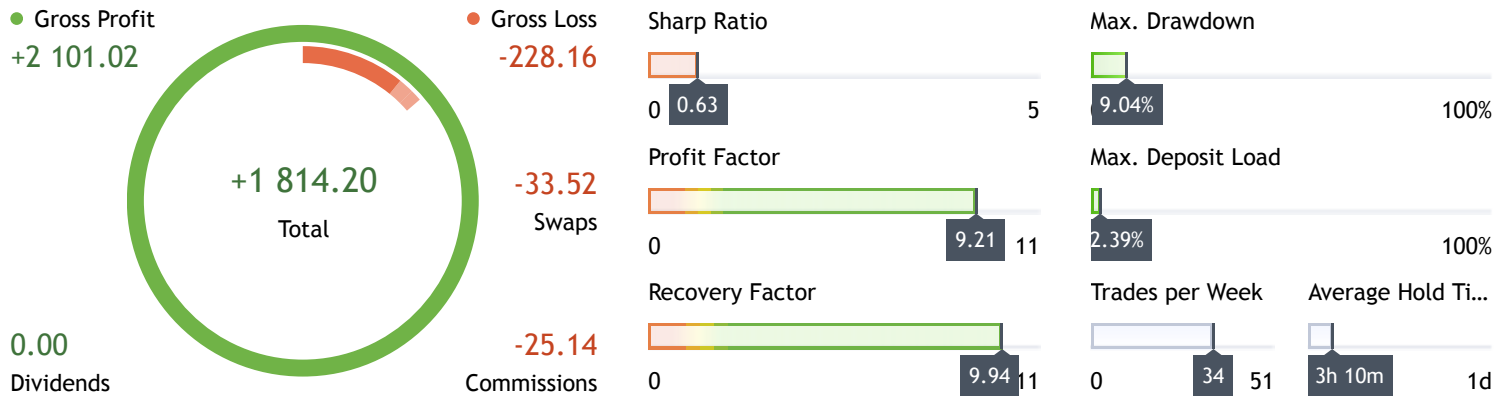


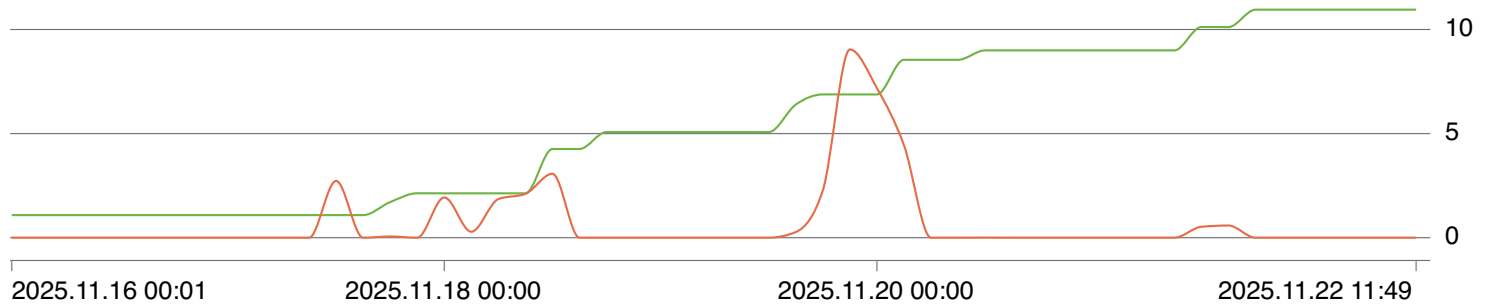
Mond Trades Ltd.

USD	10.95%	16.95%	0.00 (0)	5 100.00 (1)	0.00	0.00	0.00
Currency	Gain	Trading Activity	Deposits	Withdrawals	Dividends	Corrections	Credit

1. Summary

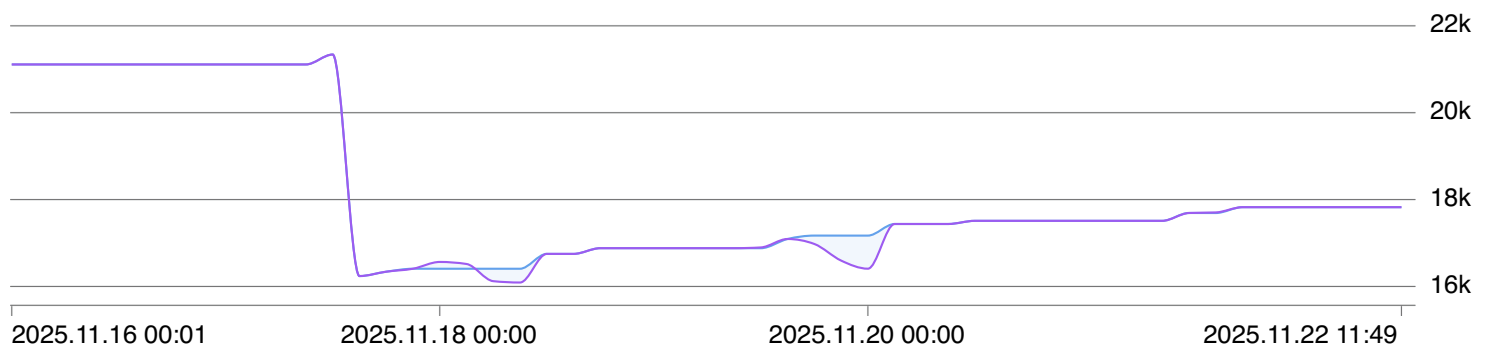


10.95% Growth
1.04% Drawdown



Year	Jan	Feb	Mar	Apr	May	Jun	Jul	Aug	Sep	Oct	Nov	Dec	Year
2025											10.95		10.95%
Total:													10.95%

17 824.63 Balance
17 824.63 Equity

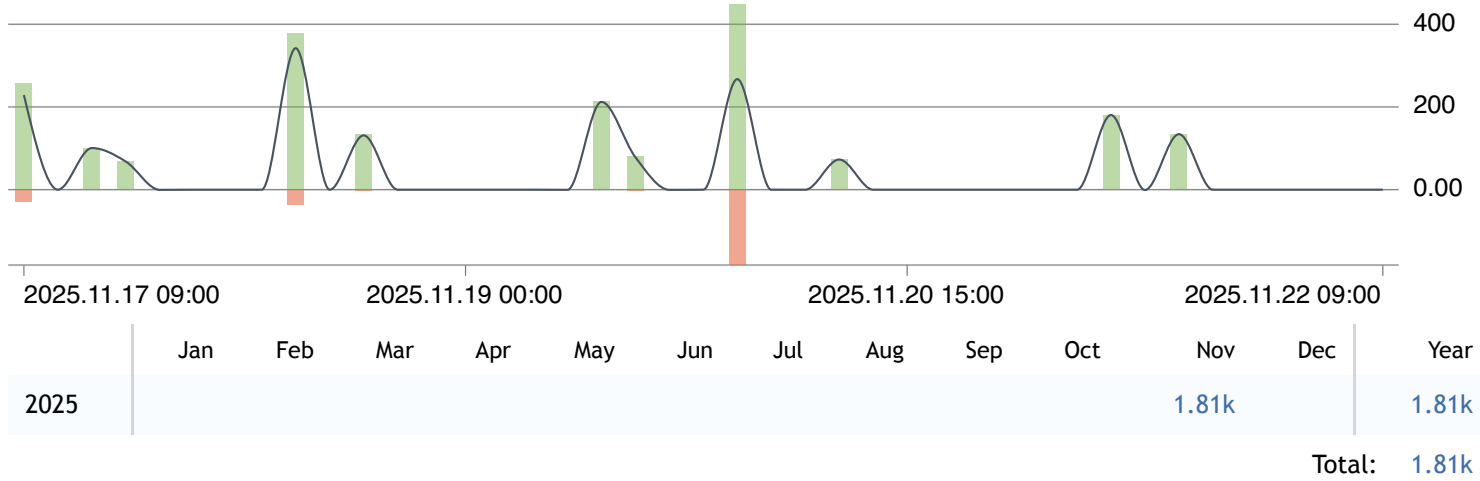


Year	Jan	Feb	Mar	Apr	May	Jun	Jul	Aug	Sep	Oct	Nov	Dec	Year
2025											1.81k		1.81k
Total:													1.81k

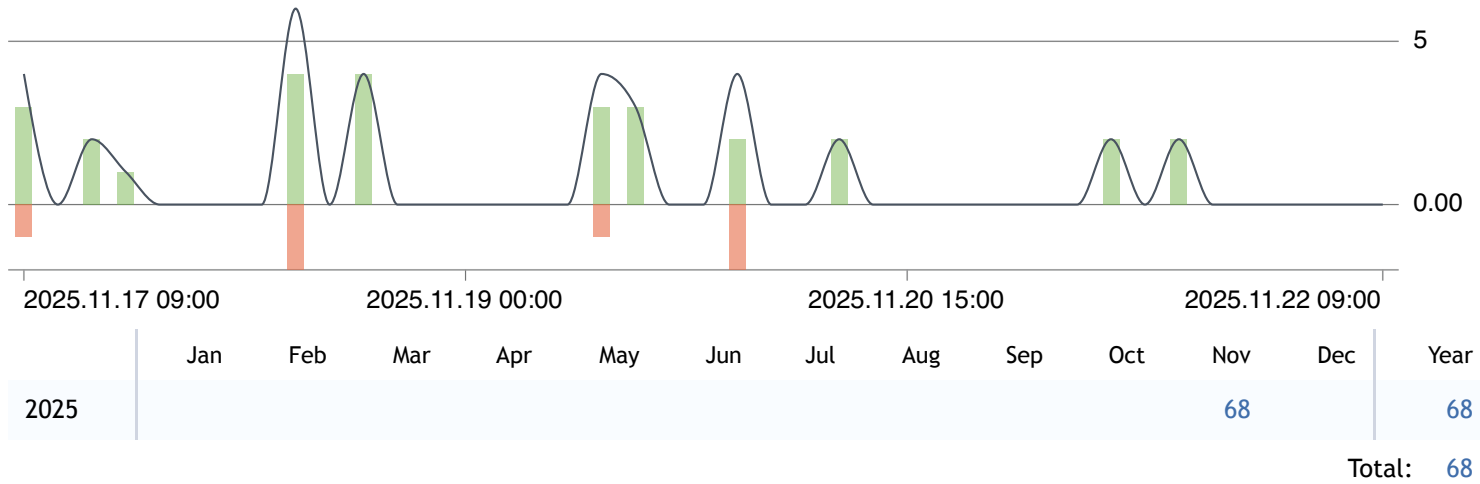
USD 10.95% 16.95% 0.00 (0) 5 100.00 (1) 0.00 0.00 0.00
 Currency Gain Trading Activity Deposits Withdrawals Dividends Corrections Credit

2. Profit & Loss

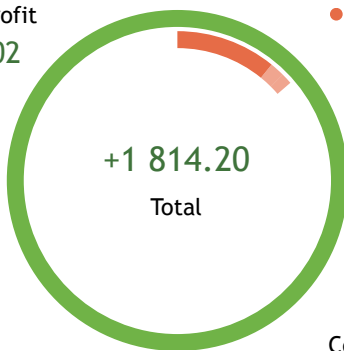
2 073.10 0.00 -33.52 -258.90 -25.14
 ● Profit Dividends Swaps ● Loss Commissions



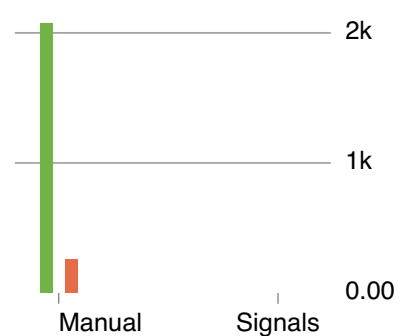
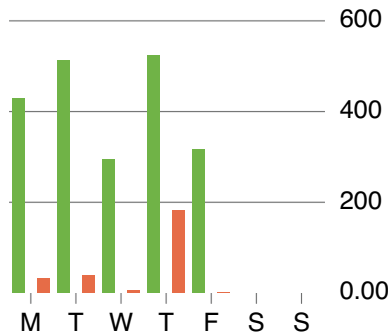
2 073.10 0.00 -33.52 -258.90 -25.14
 ● Profit Dividends Swaps ● Loss Commissions



● Gross Profit
+2 101.02
0.00 Dividends



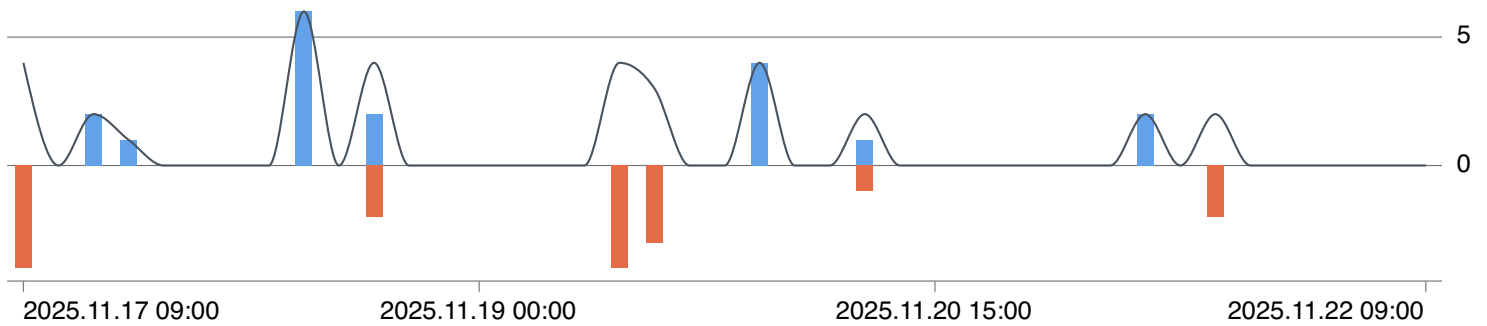
● Gross Loss
-228.16
-33.52 Swaps
-25.14 Commissions



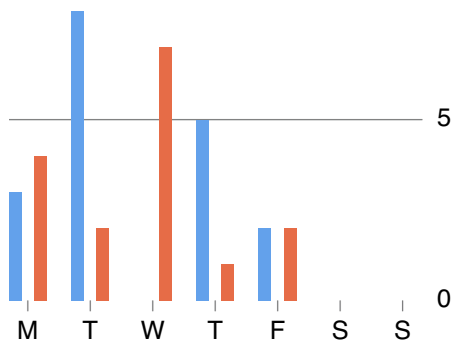
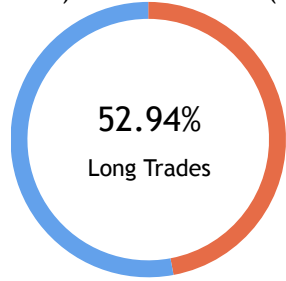
USD	10.95%	16.95%	0.00 (0)	5 100.00 (1)	0.00	0.00	0.00
Currency	Gain	Trading Activity	Deposits	Withdrawals	Dividends	Corrections	Credit

3. Long & Short

18 (52.94%) 16 (47.06%)
 ● Long ● Short




● Long ● Short
 18 (52.94%) 16 (47.06%)



● Trading Robots ● Trading Signals
 0 0



Netto P/L: 1 814.20



Commissions: -25.14




Trades: 34



Average P/L: 53.06



Average Profit: 60.37




Win Trades: 28



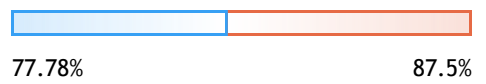
Average P/L: 0.305%



Average Profit: 0.346%



Win Trades: 82.35%



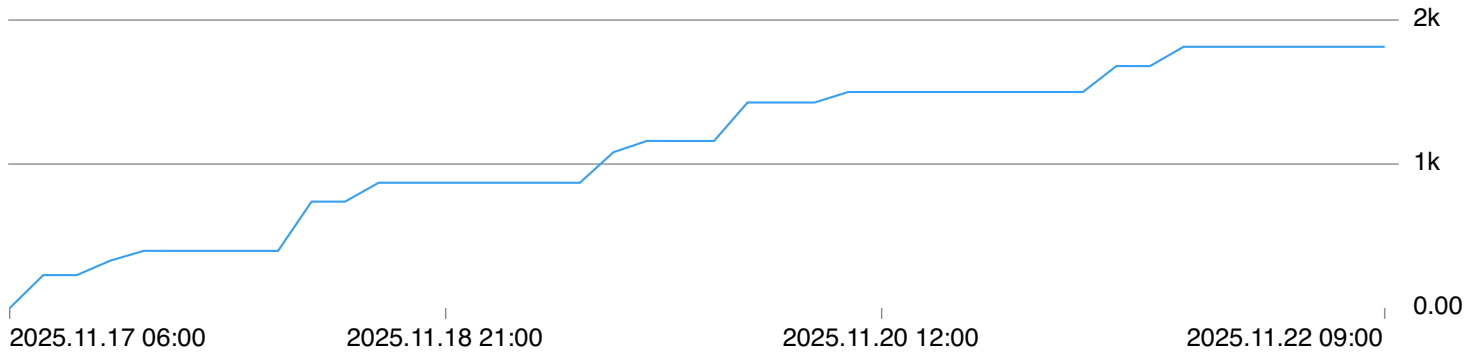
Mond Trades Ltd.

USD	10.95%	16.95%	0.00 (0)	5 100.00 (1)	0.00	0.00	0.00
Currency	Gain	Trading Activity	Deposits	Withdrawals	Dividends	Corrections	Credit

4. Symbols

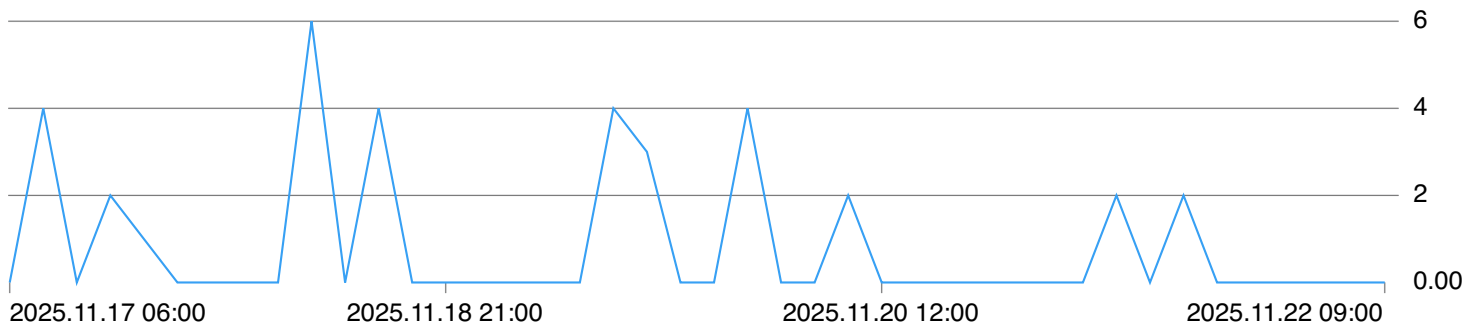
1 814.20

XAUUSD.




34

XAUUSD.



Basic Materials

34



XAUUSD.

34 (100%)



Trading Robot

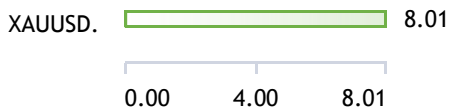
0

Trading Signals


0




Profit Factor by Symbols



Netto Profit by Symbols



Fees by Symbols



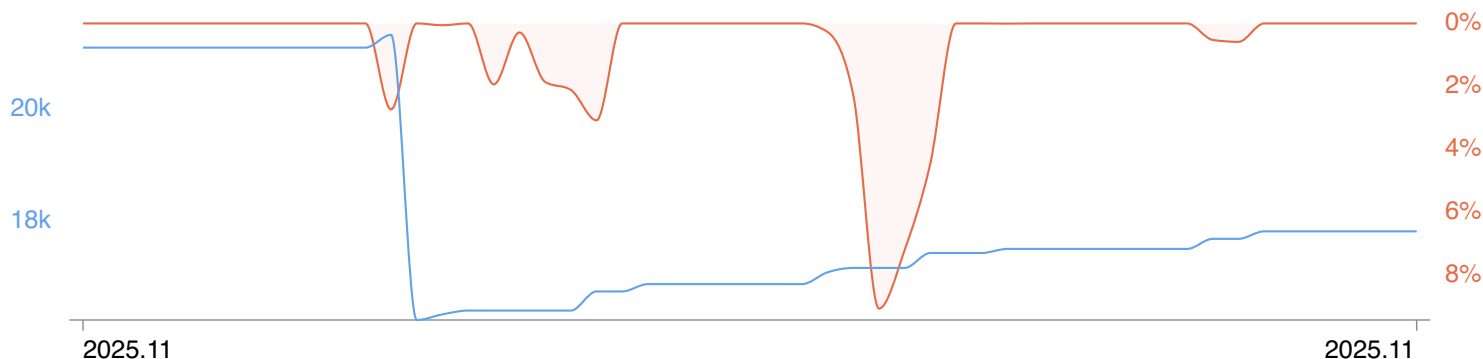
USD	10.95%	16.95%	0.00 (0)	5 100.00 (1)	0.00	0.00	0.00
Currency	Gain	Trading Activity	Deposits	Withdrawals	Dividends	Corrections	Credit

5. Risks

17 824.63

0%

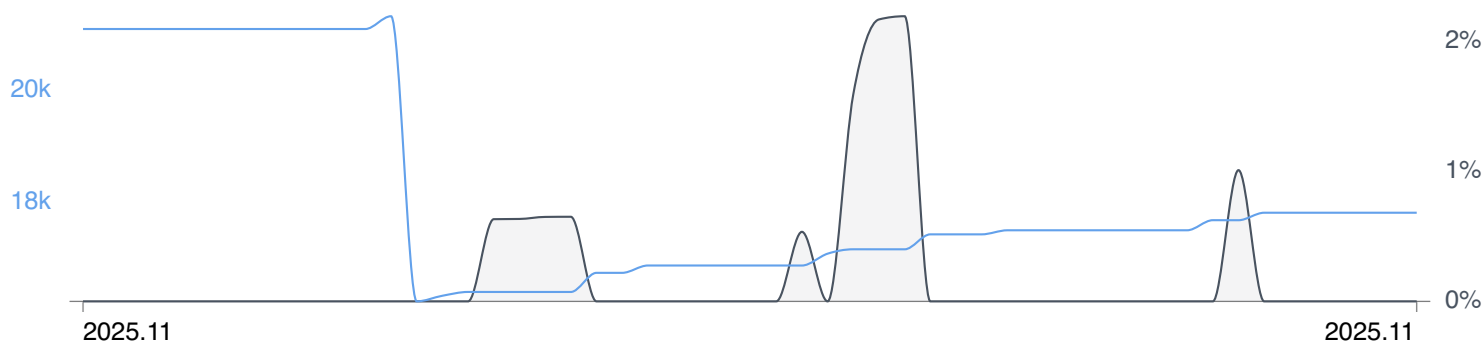
● Balance ● Drawdown



17 824.63

0%

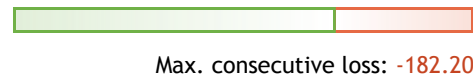
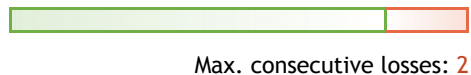
● Balance ● Deposit Load



Best trade: 346.26

Max. consecutive wins: 9

Max. consecutive profit: 427.04



Worst trade: -126.63

Max. consecutive losses: 2

Max. consecutive loss: -182.20

0% MFE (Max. Profit) 0% Avg. Profit 0% Avg. Loss 0% MAE (Max. DD)

