


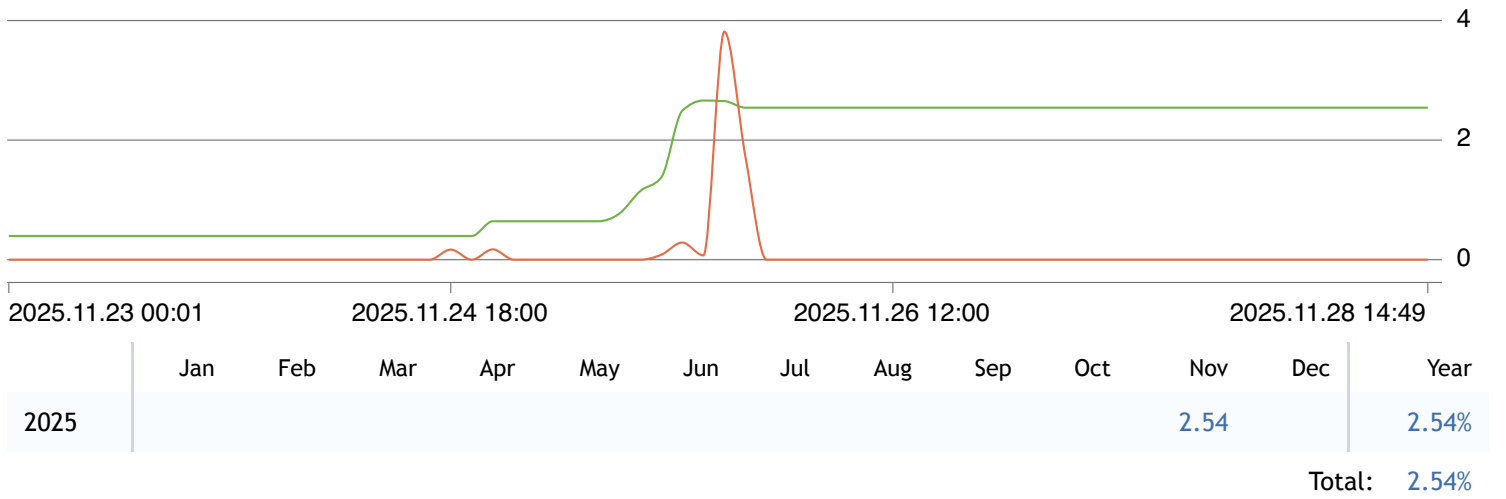
Mond Trades Ltd.

USD	2.54%	1.6%	17 963.00 (1)	18 420.00 (2)	0.00	0.00	0.00
Currency	Gain	Trading Activity	Deposits	Withdrawals	Dividends	Corrections	Credit

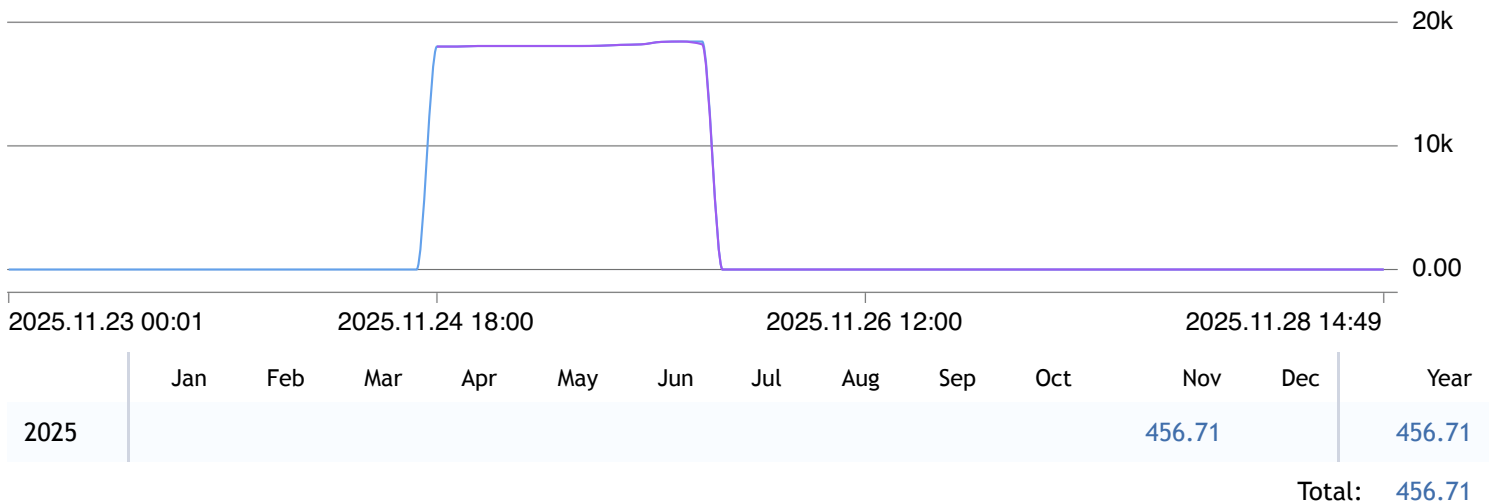
1. Summary



2.54% Growth 100% Drawdown



0.20 Balance 0.20 Equity




Mond Trades Ltd.

USD	2.54%	1.6%	17 963.00 (1)	18 420.00 (2)	0.00	0.00	0.00
Currency	Gain	Trading Activity	Deposits	Withdrawals	Dividends	Corrections	Credit


## 2. Profit & Loss

629.37	0.00	0.00	-172.66	-17.56
Profit	Dividends	Swaps	Loss	Commissions

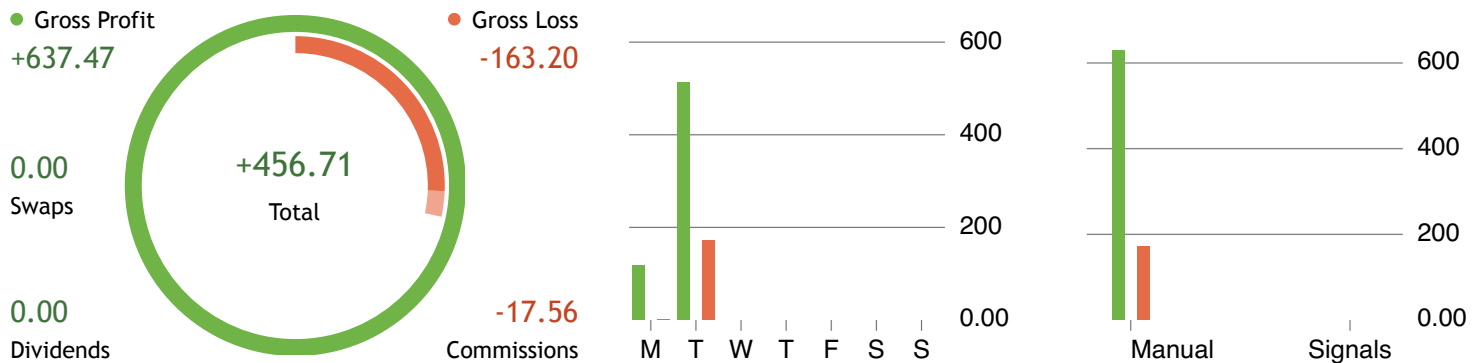


	Jan	Feb	Mar	Apr	May	Jun	Jul	Aug	Sep	Oct	Nov	Dec	Year
2025											456.71		456.71
Total:												456.71	

629.37	0.00	0.00	-172.66	-17.56
Profit	Dividends	Swaps	Loss	Commissions



	Jan	Feb	Mar	Apr	May	Jun	Jul	Aug	Sep	Oct	Nov	Dec	Year
2025											32		32
Total:												32	




Mond Trades Ltd.

USD	2.54%	1.6%	17 963.00 (1)	18 420.00 (2)	0.00	0.00	0.00
Currency	Gain	Trading Activity	Deposits	Withdrawals	Dividends	Corrections	Credit

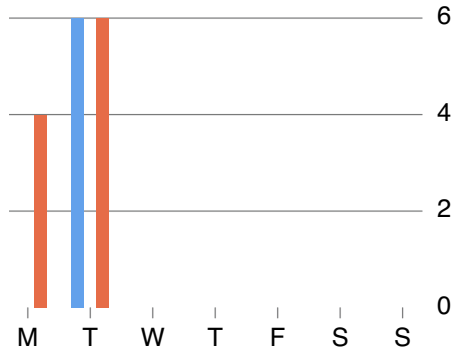
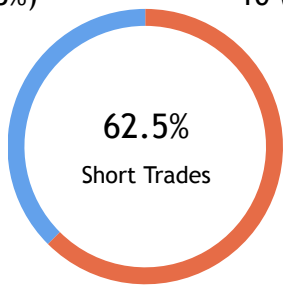
### 3. Long & Short

6 (37.5%)      10 (62.5%)

● Long      ● Short



● Long      ● Short  
6 (37.5%)      10 (62.5%)




● Trading Robots      ● Trading Signals  
0      0

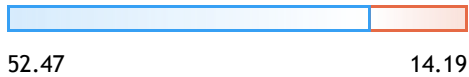


16  
● Manual Trading


Netto P/L: 456.71



Average P/L: 33.33



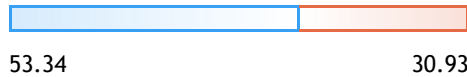
Average P/L: 0.184%




Commissions: -17.56




Average Profit: 42.14



Average Profit: 0.231%



Trades: 16



Win Trades: 15



Win Trades: 93.75%

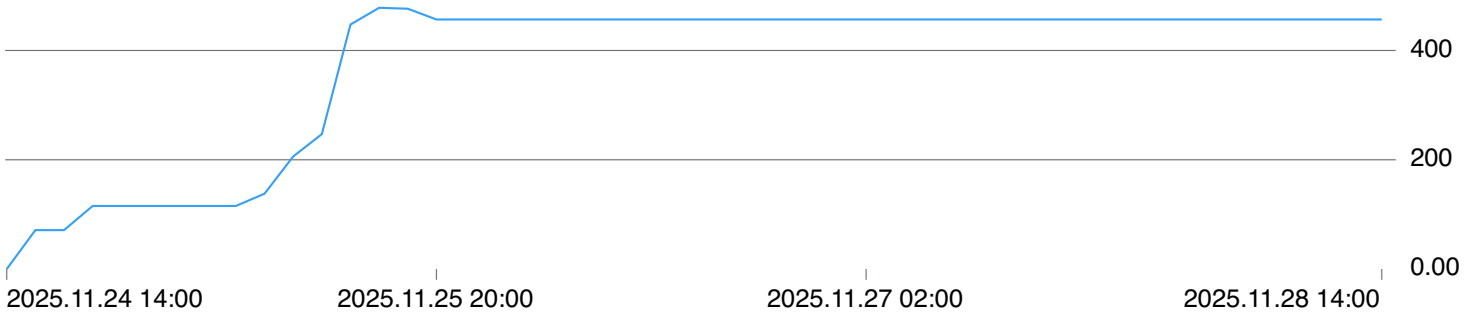


USD	2.54%	1.6%	17 963.00 (1)	18 420.00 (2)	0.00	0.00	0.00
Currency	Gain	Trading Activity	Deposits	Withdrawals	Dividends	Corrections	Credit

### 4. Symbols


456.71

● XAUUSD.




16

● XAUUSD.



● Basic Materials  
16



● XAUUSD.  
16 (100%)

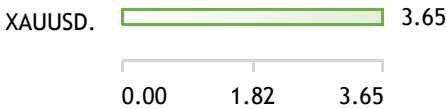


● Trading Robot  
0

● Trading Signals  
0



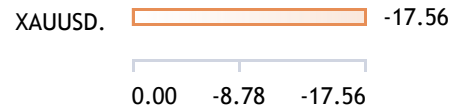
Profit Factor by Symbols



Netto Profit by Symbols

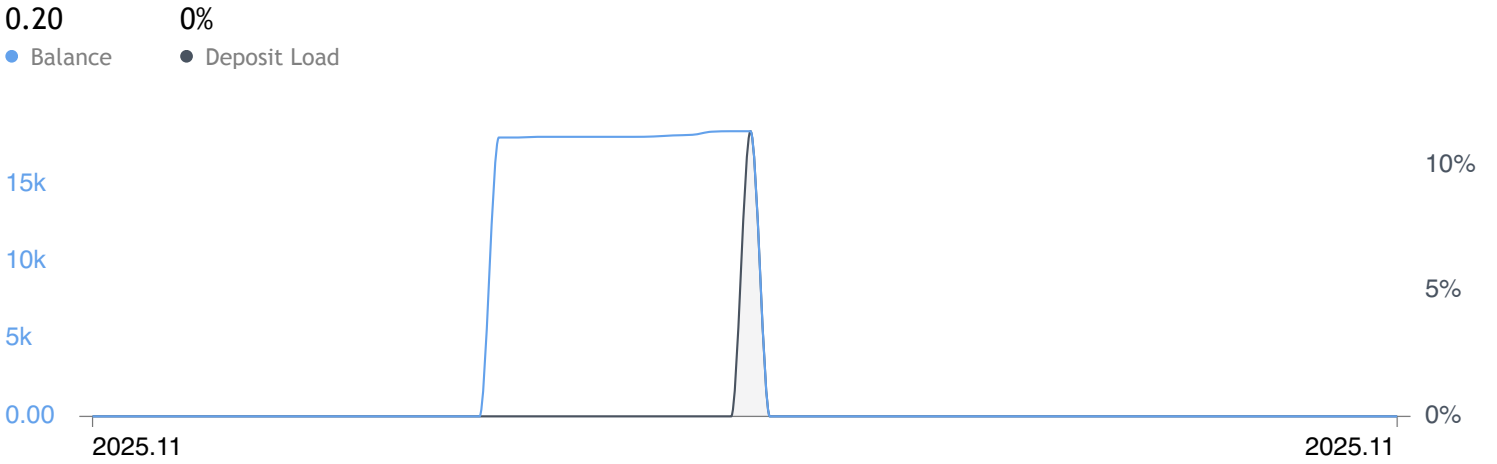
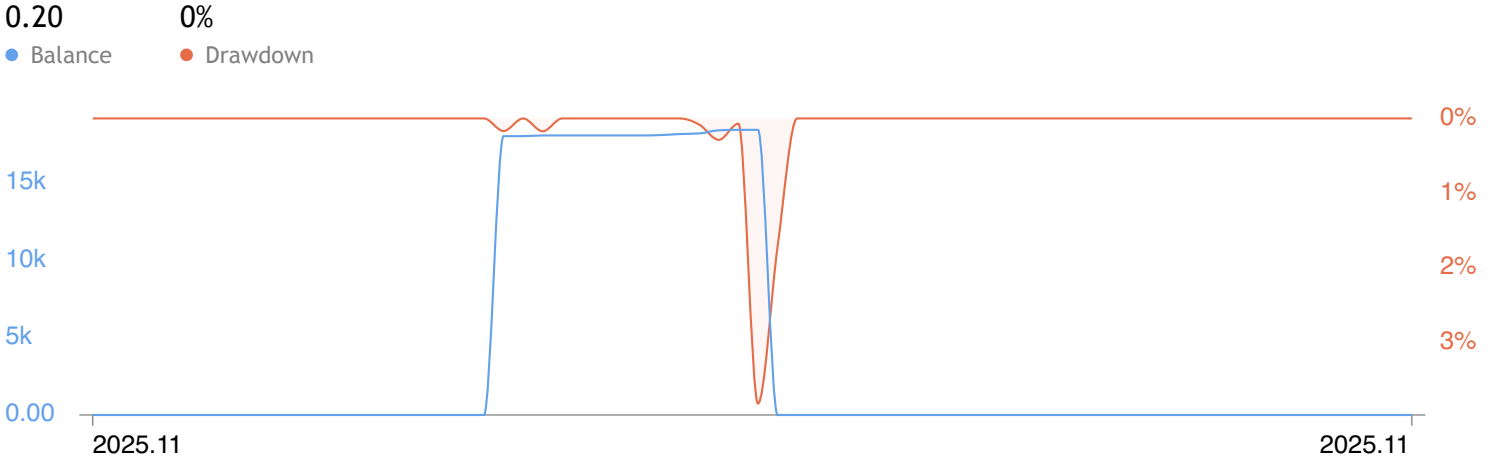


Fees by Symbols



USD	2.54%	1.6%	17 963.00 (1)	18 420.00 (2)	0.00	0.00	0.00
Currency	Gain	Trading Activity	Deposits	Withdrawals	Dividends	Corrections	Credit

### 5. Risks



Best trade: 126.46	Max. consecutive wins: 13	Max. consecutive profit: 485.19
Worst trade: -163.88	Max. consecutive losses: 1	Max. consecutive loss: -163.88

